

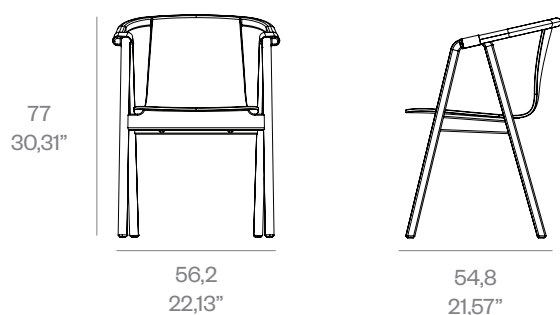
Sarna - oak chair

design by: Maja Ganszyniec 2018 / 2019



A wooden chair created thanks to a unique craftsmanship technology. Sarna is made of solid oak wood with the use of traditional carpentry joints. In the production of leather details, we cooperate with one of the last traditional tanneries in our part of Europe.

The deep seat, lumbar support and the semi-circular shape of the backrest create a comfortable environment. Wide armrests finished with grain leather allow you to freely rest your hands. They also provide a stable grip for the hand when standing up and sitting down.



Shipment details

Quantity	1 chair (1 box)
Volume	0,22 m ³ / 7,77 ft ³
Weight	6,5 kg / 13,23 lb
Item dimensions (width x depth x height)	51cm x 56 cm x 76 cm

* File CAD 2D - 3D available for customer's request.

Spaces—homes, restaurants, cafeterias

Enviroment—Indoor

Country of Production—Poland

Preassembled—Yes


Spare Parts—No

Nurt


Producer:
Nurt Operations Sp. z o.o.
ul. Księcia Witolda 38-40, U6
PL-50202 Wrocław, Poland
VAT No: PL8982283468
order@nurthome.com




natural
(water - based -varnish)



natural
(oil)



anthracite
(stain)



dark oak
(pigmented oil)

Care

Clear matt lacquer, Anthracite matt lacquer, Dark oak matt lacquer / Oak Wood

Finish: Clear matt lacquer provides an easy to care for durable finish that doesn't compromise the natural beauty of the wood grain and natural light color. Nurt's laquered furniture is finished with an Eco friendly water based lacquer.

Care: We recommend that all kitchenware and beverages should be placed on mats or coasters and any spillages should be wiped away immediately.

Cleaning: To clean, wipe with a damp cloth before buffing with a dry cloth. In the event of more stubborn marks, a solution of mild detergent should be used on the cloth. Silicone based polishes should not be used on the wood as they will build up and leave a sticky residue on the Surface

Oil/ Oak wood

Finish: applied by hand. the pre-oiled finish enhances the open grained appearance of the wood giving it a slightly more rustic,matt finish. Nurt's oiled furniture is finished with an Eco friendly oil.

Care: We recommended to wipe up all liquids as soon as possible before the liquid has the opportunity to soak into the wood.

Despite having already been pre-oiled, as best practice, we would also recommend that you oil the surface on a six month to yearly basis depending on its usage. Take care not to over-oil & always test the oil on a small, unseen area before applying a full coat and let then furniture soak the moisture for about an hour.

Cleaning: To clean, wipe down with a soft, barely damp cloth to remove any dust. In the case of stubborn marks, a solution of mild detergent such as washing up liquid should be used on the cloth. Avoid the use of scourers or bleaches. In the event of severe spillages and stains the surface can be re-oiled. However it is recommended that you consult our customer services department or a professional furniture restorer before doing so.